

A Back-and-Forth Drawing Game for Kids

A drawing game for kids or kids and adults that allows each person to build off of the previous persons drawings. This back-and-forth drawing game is fun!



This drawing game for kids and adults is a fun and low-key way to connect through creativity.

We play it at home, at the coffee shop, while waiting for our food in restaurants, and in the doctor's office.

MATERIALS


- Paper
- A pen or other drawing tool

INSTRUCTIONS

One person starts the drawing with something simple and quick. For example, I might draw circle or a line, a pair of eyes, or the outline of a house.


Then we just take turns adding elements back and forth.

Or, as in the drawing above, I start it (with the head circle) and Maia starts drawing and just doesn't stop.




Other times we both contribute about evenly to the drawings. We add dialogue and thought bubbles for an added element of fun and interaction.

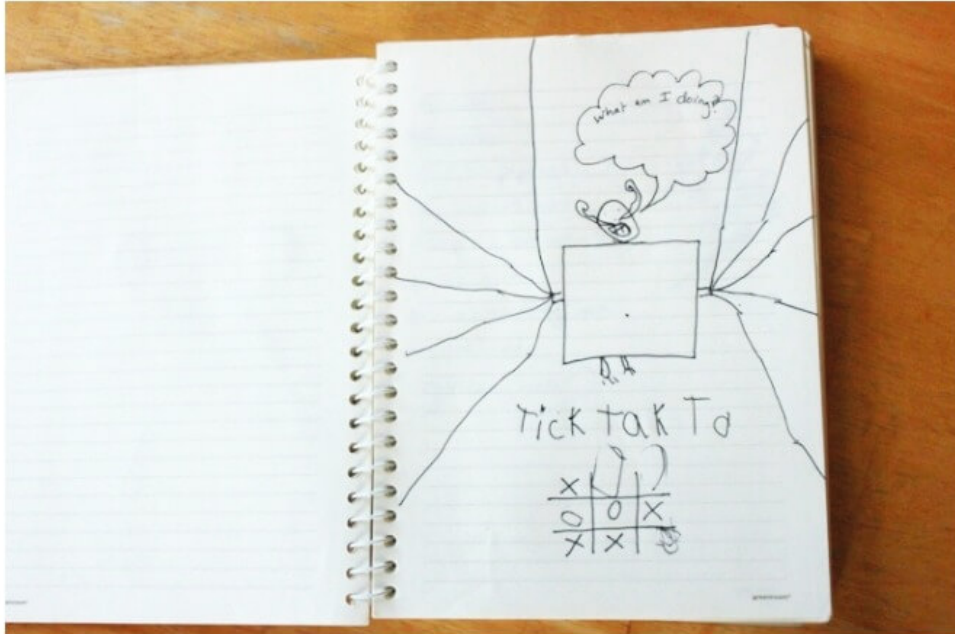
Tic tac toe is a regular waiting game for us, with or without the drawings (as you can see throughout these pages...), and Maia often starts a tic tac toe game on our back-and-forth drawing.




Here's a back-and-forth drawing of a house, with occupants talking to each other.



Here's Maia's request to play tic tac toe.



Our drawing game doesn't always turn into tic tac toe, but today's examples seem to be. :)



<https://artfulparent.com/a-back-and-forth-drawing-game/>